

API Key authentication

User guide

Title: API Key authentication | User guide

Written by: Fabian Corrales, PRé Sustainability

Version: 1.0

Date: April 2025

Copyright: © 2025 PRé Sustainability B.V. All rights reserved.

PRé grants the right to distribute and print the unchanged PDF version of this manual for non-commercial purposes only.

Parts of the manual may be reproduced in other work only after permission and if a clear reference is made that PRé is the author.

About SimaPro

SimaPro was developed by PRé with the goal of making sustainability a fact-based endeavor. PRé has been a leading voice in sustainability metrics and life cycle thinking development for more than 30 years, pioneering the field of environmental and social impact assessment. We develop tools that help you create value and drive sustainable change.



SimaPro is distributed through a Global Partner Network. All partners were carefully selected by PRé. A partner in your country will act as your local SimaPro sales and support representative and can show you a personal demo or provide more information.

Find your local partner: simapro.com/global-partner-network

Get in touch

T +31 33 450 40 10

E support@simapro.com

W simapro.com | support.simapro.com | pre-sustainability.com

1 What is an API key?

An API key serves as a unique identifier that authenticates your organization when using the SimaPro Synergy API products. This measure is crucial to ensure that the user making the request is authorized. An API key allows external systems to securely connect to the organization's data via the API.



Please note: API keys function like the previously used subscription keys. However, a single key can now be shared by multiple users within the same organization on SimaPro Synergy.

2 SimaPro Synergy and API Key

By default, your organization on SimaPro Synergy doesn't have any organization API keys. An Organization administrator can create and manage the API keys on the SimaPro Synergy.

An organization can have a maximum of **25 active** API keys. If you need to create a new API key once you reach the limit of active API keys, you must revoke an existing one.

The ability to create API keys is managed by PRé Sustainability and may depend on your license agreement. Contact our [Support team](#) if you have any questions.

User roles in SimaPro Synergy

You can check your role in *User Settings* (in the menu, clicking on your user name in the top-left corner).

Administrator is a user who has administrator rights. They can see all projects, even when hidden, and have an overview of the available licenses in the organization and how many of those have been used already. Users can request to become an organization administrator by contacting Support (support@simapro.com).

Expert is an expert user who can create projects on SimaPro Synergy.



Please note: Only an Organization administrator can create, revoke, or rename the API keys.

2.1 How to create an API Key

To create a new API key, follow the next steps:

1. Log in to SimaPro Synergy.
2. Open *Organization settings* (clicking on your user name in the top-left corner).

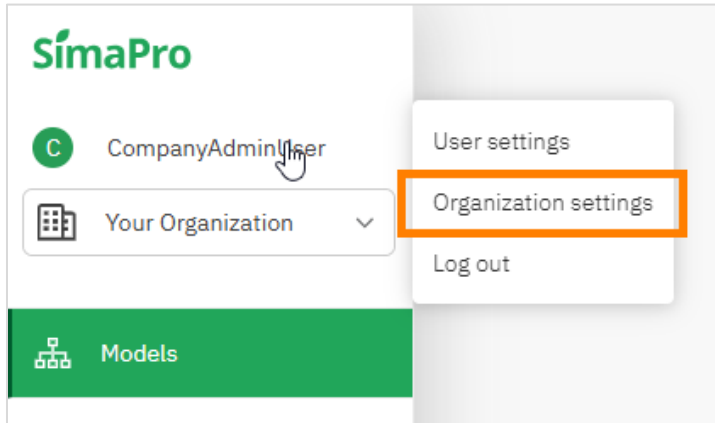


Figure 1. Settings menu

3. Click on the *Security & API access* tab.

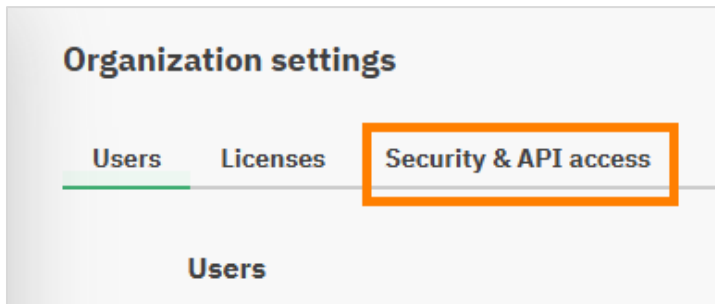


Figure 2. Organization settings

4. Click on *Create Key*.
5. Set a name for your new *API key*, and click *Create*.



Please note! The API keys are valid for 90 days from the date of creation.

Organization settings

Users Licenses Security & API access

Multi-factor authentication Require multi-factor authentication ☐

Help protect your organization from unauthorized access by requiring multi-factor authentication for all users.

Organization API keys An organization API key allows external systems to securely connect to this organization's data via the API.

Create key Search Status Sort by

Search by name All Alphabetical (A to Z)

Create new organization API key

Name Team 1 Key

Start Date 07 Apr 2025

Expiry period 90 days

Create

Figure 3. Creating a new API key

- Upon clicking the *Create* button, a dialog box will appear on your screen displaying your API key. Copy and save the API key.



Please note! This is the only opportunity to view the API key. It is essential to copy and securely store the key in a safe location.

Organization API key created

! This API key will only be shown once. Copy it now and keep it secure. Anyone with this key can access your organization's data, so handle it carefully. If lost, you will need to generate a new key.

API key

fc4...

☐ I have copied this key and understand it will not be shown again

Done

Figure 4. Organization API key created

- Tick the box where you acknowledge you have copied the key: *I have copied this key and understand it will not be shown again.*
- Click on *Done*.

2.2 How to revoke an API Key

In case an organization API key is no longer used, have been leaked, or lost. You can revoke it by following these steps:

1. Log in to SimaPro Synergy.
2. Open *Organization settings* (clicking on your user name in the top-left corner).

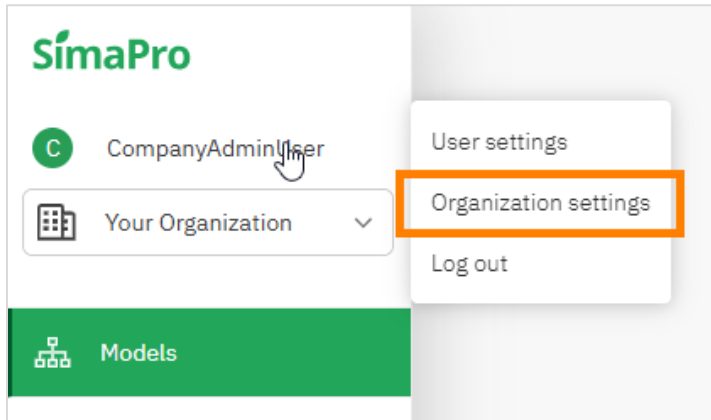


Figure 5. Settings menu

3. Click on the *Security & API access* tab.

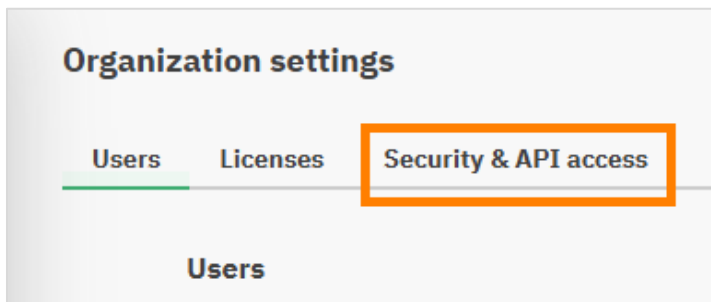



Figure 6. Organization settings

4. Click on the ellipsis icon  at the right edge of the API key (you can also rename an API key from this menu).

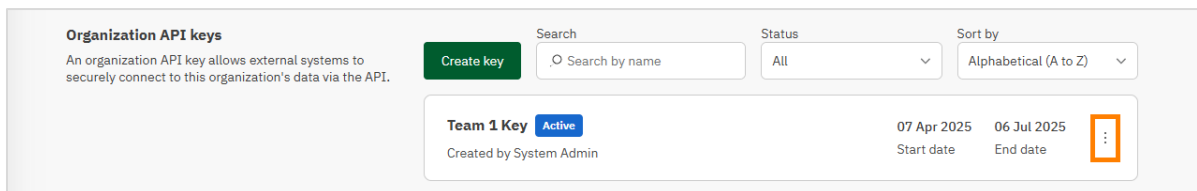


Figure 7. Revoke API key

5. Click on *Revoke Key* and then click on *Revoke*.



Please note! Once an API Key is revoked, it is permanently disabled and cannot be used again. This action is irreversible, even though the key remains visible.

3 How to use the API Key

Once an API Key is created, it can be used as a subscription key for your SimaPro Synergy API endpoint. To use API Key authentication, the created API Key should be provided in the HTTP request header, as shown below:

```
1 Ocp-Apim-Subscription-Key : {api-key}
```

When using an organization API key for authentication, a bearer token is no longer required (*Authorization* header is now optional). The API Key alone is sufficient to authenticate for using API products.

Using existing subscription keys

Existing subscription keys will continue to function until further notice. There are no changes to the bearer token authentication method at this time.



Please note! To use the API Key authentication method, API keys must be generated through the [SimaPro Synergy](#).