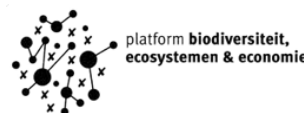


Putting the metrics behind sustainability at Platform BEE.



Platform BEE



BioScope: Easy New Tool For Supply Chain Biodiversity Impact

The Challenge

Companies are increasingly aware that their businesses are highly dependent on natural capital. This is already obvious for the agri-food business, but the trend is also rising in more industrial sectors. However, companies find it difficult to get a good understanding of the biodiversity impact arising from their operations, especially their supply chain: there are many schemes you could follow, and the outputs tend to be too high level, without many leads for practical improvement, or too detailed, requiring long studies, cumbersome data collection, and expert staff.

This was the also the [opinion of Platform BEE](#), a joint initiative from the Confederation of Netherlands Industry and Employers (VNO-NCW) and the Dutch national committee of the International Union for Conservation of Nature (IUCN NL), financed by the Dutch Ministry of Economic Affairs. [Platform BEE commissioned PRé](#), together with consultancy bureau [Arcadis](#) and web development bureau [CODE](#), to design and develop a tool to enable companies to get an impression of the biodiversity impacts of their operations and supply chain.

PRé Solution

Platform BEE had quite a clear idea of what a tool should provide to users: a simple interface, with simple data entry, which would give an idea of a biodiversity impact in a company's supply chain on a map. Arcadis and PRé drafted a rough roadmap to expand on these requirements. We then did several interviews with interested companies from the [Natural Captains](#) network to define the detailed list of requirements.

The need that emerged led us to a very specific technical solution:

- A web-based interface, hosted on a dedicated web domain
- Data covering the whole supply chain
- Accessible for non-experts
- Regionalised data, so the provenance can be tracked
- Scientifically sound calculations and assumptions
- Results that are easy to understand for non-experts

PRé converted these requirements into specifications, and CODE developed the website and the interface.



BioScope

We quickly decided that the [Exiobase 2.2](#) database was indispensable for the tool. It covers data for 48 countries and regions for the rest of the world. To be able to use it, companies only need to know how much they spent on their most important commodities, and where the suppliers are located. The tool then calculates the results in the background, using online SimaPro capabilities with the ReCiPe method. The ReCiPe method allows the tool to provide comparable scores for the various impact drivers.



[BioScope](#) was developed as a free-access web tool. It has a simple user interface where companies can enter simple data that are easy to come by: how much did they spend per important commodity, and where are the suppliers? Because we use a database listing all the economic flows between trade sectors and between countries, the result is an overview of the

activities in the supply chain that are likely to cause the biggest impacts on biodiversity, and where in the world they happen.

Thanks to the lightweight design of the interface, users can easily generate alternative scenarios, compare them and check the main contributors.

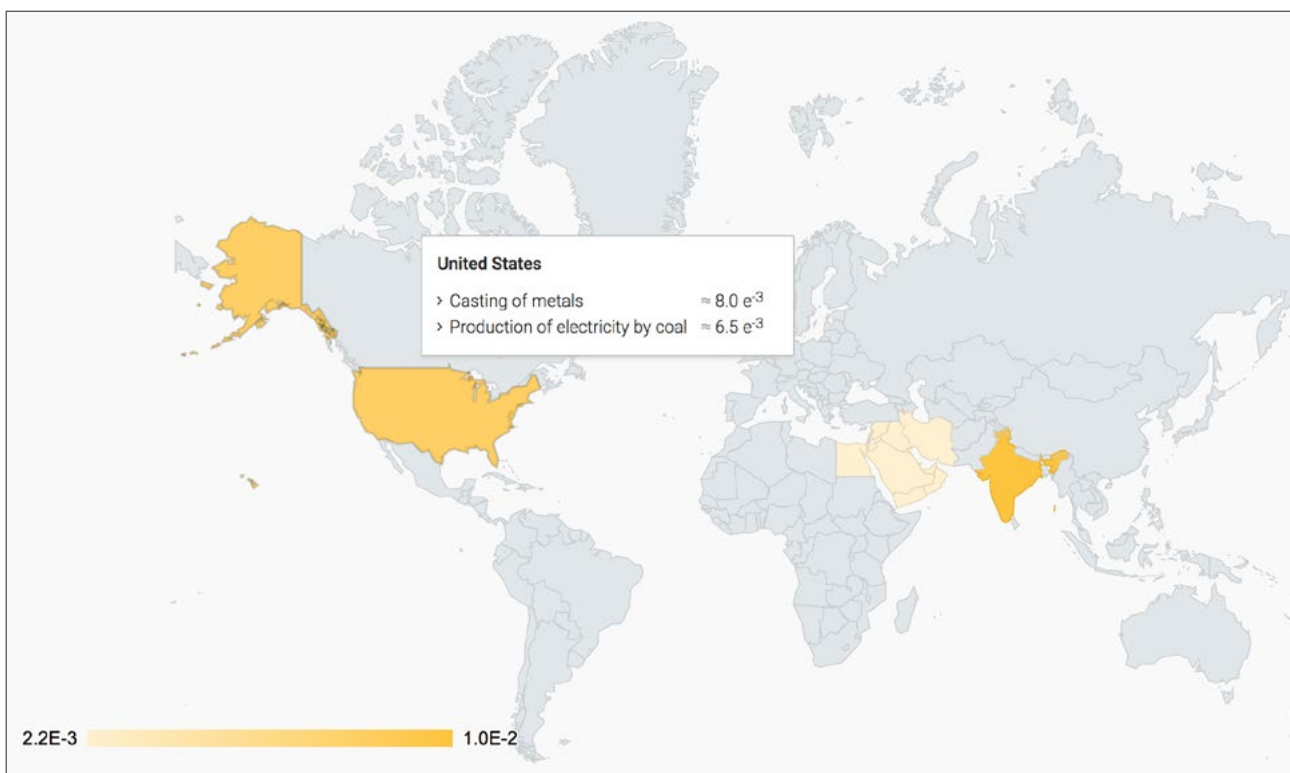
The most interesting feature of BioScope is the possibility to instantly display the results on a world map, showing where the biodiversity impact may happen and which human activity is the most likely to cause it.

For more information about the database or the methodology, refer to the BioScope website, ([bioscope.info](#)). All documentation is available, even to visitors without an account.

Name	Last edited	Approximate impact	impact contributions per impact driver
Steel snare with traditional heads	1 month ago	$\approx 3.1e^{-1}$ species·yr	
Steel snare with modern heads	1 month ago	$\approx 1.5e^{-1}$ species·yr	

Comparison of two scenarios, showing the total impact and which impact drivers contribute

A simple interface, with simple data entry, which would give an idea of a biodiversity impact in a company's supply chain on a map.



Map visualisation of the global warming potential for a scenario. In dark-coloured countries, more processes are contributing to the impact driver.

Business Values

- Simple visualisation of the company's supply chain and impact on biodiversity.
- Instant information about which commodities are relevant for improvement programmes, and where they originate on a world map.
- Different strategies that can be assessed immediately, thanks to the copy and compare functions.
- Easy-to-find tool with a simple URL, that is free to use and accessible to any company - the data required do not have to be collected by experts.



Creating Business Value Through Sustainability Metrics

Sustainability Metrics Consulting

Sustainability in business has become a core business concern and a driving factor in creating business value. PRé offers a range of consulting services, provided by a team of experts who will work with you to choose, create and deliver the right metrics for your sustainability goals.

PIONEERING Developing Innovative New Metrics For New Challenges

Societal and stakeholder expectations for implementing sustainability in business are becoming more demanding. Sometimes, off-the-shelf metrics cannot help you answer their questions. PRé has extensive experience in life-cycle-based metrics pioneering: implementing cutting-edge new product metrics and developing completely new, scientifically sound and robust metrics. PRé has been the driving force behind many ground-breaking initiatives like ReCiPe or the Handbook for Product Social Impact Assessment.

INTEGRATION Integrating Sustainability Metrics In Your Business

To create business value from sustainability, your business needs to integrate sustainability metrics across its business functions. You can't improve what you can't measure. PRé has the expertise required to help you choose the right metrics and to integrate sustainability into your day-to-day operations. PRé also supports you in increasing the efficiency of your LCA work and in empowering your LCA practitioners.

DELIVERY Expert LCA Knowledge To Measure Sustainability Performance

LCA has proven to be a robust and science-based way to measure and communicate your sustainability performance. PRé can review your LCA studies, deliver EPDs, footprints and other metrics, and provide you with completely new LCA studies to measure your impact. Our consultants are renowned for their expertise in specific topics, such as impact assessment, uncertainty, normalisation, toxicity, social sustainability and databases. PRé offers training courses and in-house training that build a solid knowledge base to help you conduct LCA studies yourself.

Get In Touch With PRé
We're always happy to discuss your sustainability challenges with you. If you have any questions, feel free to contact our offices in the Netherlands and the US.

The Netherlands
PRé Consultants bv
Stationsplein 121
3818 LE Amersfoort

Phone: +31 33 450 4010
consultancy@pre-sustainability.com

United States
PRé North America Inc.
2100 M St NW
Suite 170-352
Washington, DC 20037
USA

Phone: +1 202 728 5087
PRENA@pre-sustainability.com

We look forward to being your partner in putting the metrics behind sustainability.

pre-sustainability.com

Those Who Have Gone Before – Market-leading Businesses That Are Creating Value From Sustainability Metrics

PRé has built a worldwide reputation as a leader on environmental and social impact assessment. We work with organisations and institutes such as the European Commission, European Space Agency, Heineken, BASF, Philips, L'Oréal and DSM.



About PRé

PRé has been a leading voice in sustainability metrics and life cycle thinking, since 1990, pioneering the field of product and supply chain sustainability metrics. We've developed some of the world's most widely recognised and applied environmental impact assessment methods, as well as the world's leading LCA software, SimaPro. From the very first, we have not only focused on developing the science of LCA, but also its application – helping companies create value by using state-of-the-art measuring, monitoring and analysis methodologies to improve their sustainability performance.

Find out more about what we can do for your organisation at www.pre-sustainability.com

